



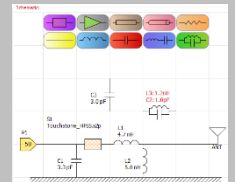
Atyune is a powerful application specifically created to facilitate the design of impedance matching circuits for Radio Frequency (RF) devices and antennas.

With Atyune it is possible to greatly speed up the antenna and RF design process: no need to create projects, set up variables, layouts or other time consuming operations; it can literally take less than one minute from starting the software to the final circuit.

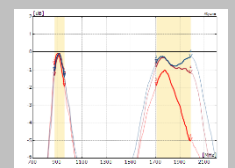
Based on many years of experience on both theoretical development and practical implementations, Atyune is a great tool to have on the lab bench, as well as in the office to perform thorough analysis of RF and antenna performance.

Atyune easy to use interface suits lab technician with little or no RF experience, as well as highly skilled senior engineers.

Atyune offers wide range of innovative features and tools to simplify tasks commonly performed when designing matching circuits or handling S-parameters files. For instance, a simple and powerful wizard guides the measurements of multiport devices to create S-matrices with a number of ports exceeding that of the VNA used, and tolerances analysis can be done with a single click.



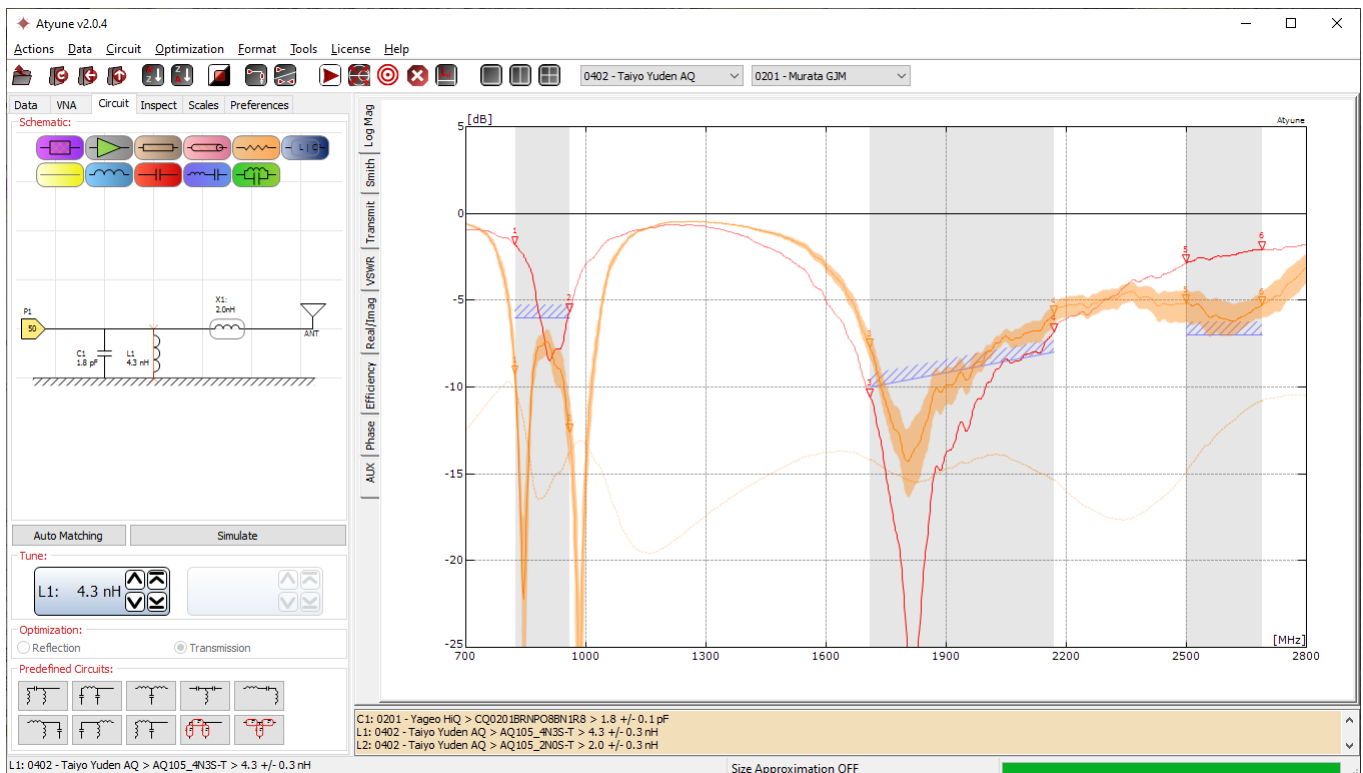
Circuit Editor



Delivered power

Select tracks to match	Component	Name
<input type="checkbox"/>	S11	Match1.0dB
<input type="checkbox"/>	S11	Match2.0dB
<input type="checkbox"/>	S11	Match3.0dB

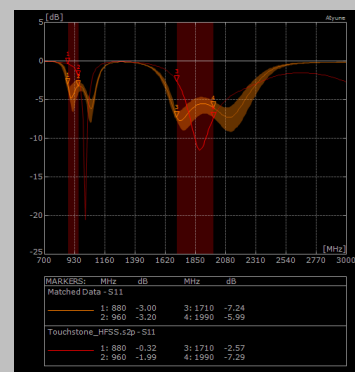
Multitrace Matching



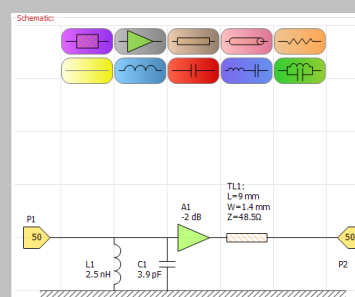


MAIN FEATURES:

- Automatic generation of matching networks with up to 4 components
- Manual design of matching networks using the GUI, simply dragging new components from the toolbar
- Automatic optimization of arbitrary matching circuits
- Accurate library of real components (inductors, capacitors).
- Coaxial cables and microstrip lines models
- Optimization for maximum power delivered to the load (antenna) or minimum reflected power
- Automatic calculation of losses in matching circuit
- Optimization targets definable by the user
- Unlimited number of optimization frequency ranges
- Comprehensive list of common communication frequency ranges, expandable by users
- Archive to easily store and retrieve measurements at laboratory/company level
- Multitrace Matching: Simultaneous matching of any number of S-parameters
- Exclusive electrical delay calibration
- First order approximation of layout
- Tolerances analysis in one click
- Two-ports networks optimization
- Conjugate matching (port impedance definable using an S-parameter file)
- Publication quality graphs (vector format) that can be exported to PowerPoint/Word using the clipboard
- Clear frequency bands highlight
- Automatic markers' table
- Operations on S-parameters (union, division, Q, Bandwidth Potential, average, envelope, phase difference...)
- Up to 4 different formats displayed simultaneously
- Touchstone 2.0 support
- Data interpolation and smoothing
- User's defined naming and colouring schemes
- Wizard for combining separate S-parameter files into a single S-matrix in a very simple way.
- New in version 2.0: read S-parameters directly from VNA!
- New in version 2.1: Universal passive components for quick optimization with fixed layout.



Tolerances Analysis



Two-ports circuit

Connection: Add/Edit VNA, Remove VNA, Select VNA: Anritsu VNA, Connect: [checked]

Select Ports: P1, P2

Transfer Data: Load to Atyune, Compare in Atyune, Save to file

VNA Connection

Archive Interface

Filter:	Refresh	Number	Date	Project	User	Type	Ports	Description
Project: Any	Load Data	S0000045	27/03/2012	30000	may	MEA	1	LTE Antenna with matching 15nsh+3p3se+1.2sh - State 11
User: Any	Compare Data	S0000044	27/03/2012	30000	may	MEA	1	LTE Antenna with matching 15nsh+3p3se+1.2sh - State 10
Search		S0000043	27/03/2012	30000	may	MEA	1	LTE Antenna with matching 15nsh+3p3se+1.2sh - State 01
Clear		S0000042	27/03/2012	30000	may	MEA	1	LTE Antenna with matching 15nsh+3p3se+1.2sh - State 00
		S0000041	27/03/2012	30000	may	MEA	1	LTE Antenna without matching circuit - State 00

System Requirements:
Windows XP, 7, 8, 10

Contact Information:
Devis Iellici, PhD
info@atyune.com
www.atyune.com